



Self Portrait Photography

KS4-5 Transition




Project Aims

- ◇ Research different styles of portrait photography
- ◇ Make links to the work of photographic Artists
- ◇ Develop confidence in using mobile photographic technology or another digital form
- ◇ Experiment and produce a range of traditional and creative forms of portraiture
- ◇ Create a visual display of 10 found portrait photographs and 10 reproduction photographs


This work should be handed in at your first A Level lesson with Mr McSwity

Your Outcomes


- ◆ Over the summer you are to create 10 Self portrait photographs(plan a timetable to help you manage this)
- ◆ You start each time by finding a portrait photograph which inspires you. SEARCH PORTRAIT PHOTOGRASPHY. You will need to save and print each research image to go alongside your own outcome.
- ◆ You will need to analyse each image so you can make your most authentic reproduction. You may wish to make notes in any form you wish and add these to your presentation
- ◆ **You will make your own version or interpretation of each image**
- ◆ This is a chance to record you thoughts, feelings and experience during this time in your life-post GCSE. Be inspired and really challenge yourself




Inspiration



Inspiration




Inspiration



Inspiration



Inspiration



Inspiration



Chiaroscuro



Cindy Sherman FILM STILLS



Portraits with objects PROPS



Reflection - repetition
DISTORTION




Martin Parr - everyday/ordinary
DOCUMENTARY



Jeff Wall / Sam Taylor Woodrow -
NARRATIVE
portraits that suggest a storyline





Rembrandt triangle of light

Key words

- Perspective - Angle - Mood - Movement - Camouflage
- Surrounded - Within - Close up- Disguise - Wrap -
Cover - Recreate - Reflect - Stare - Emotion - Shadow -
Illuminate - Project - Altered - Frame - Repeat -
Character - Vintage - Formal - Chaos - Metamorphosis
- Distort - Feelings - Abstract - Personality